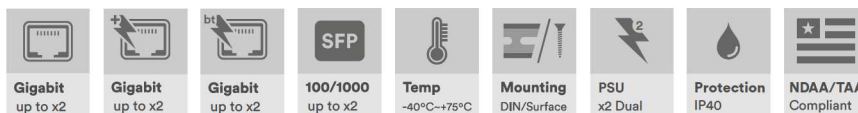


AMG250 SERIES INDUSTRIAL MEDIA CONVERTERS WITH OPTIONAL 30/60/90W POE



Industrial Ethernet Solutions

AMG's media converters provide a multirate 100Mb/Gigabit Ethernet uplink across fiber via the SFP port with optional 30W or 60/90W PoE. Available in both single and dual channel models along with a single channel model with dual RJ45 ports provides for maximum design flexibility.



[AMG250 Series]

OVERVIEW

Designed in a compact DIN rail or wall mount housing, the AMG250 series media converters are ideally suited for connecting equipment to Ethernet networks over long distances using all types of fiber through the integrated SFP port(s). Fiber connectivity is determined by separate SFP device selection, providing application and site flexibility.

Available in both non-PoE models as well as PoE models for IEEE802.3at 30W or IEEE802.3bt 60/90W they are suitable for powering the latest high powered PoE devices over a wide industrial operating temperature range.

Fitted with dual redundant power inputs and power failure alarm relay ensures maximum operating reliability and the highest levels of performance.

A wide range of models are available to suit all design requirements.

SFPs and PSUs need to be ordered separately.

FEATURES

- Compact size – ideal for confined spaces, including camera poles and roadside cabinets
- -40°C to +75°C temperature maintains performance in extreme conditions
- Plug & Play – no need for any user configuration
- DIN rail mountable – quick to install and remove for maintenance
- All SFP ports are multirate 100Mb/Gigabit – support single and multimode, single or dual fibre options up to 120Km
- Dual redundant power inputs with fault relay
- Supports optional 15W, 30W, 60W and 90W PoE
- Auto-Negotiation (802.3u) – automatically determines the best connection speed
- Designed in the USA & UK. Manufactured in the United Kingdom
- AMG Lifetime Support Warranty

Specifications.

Standards.

IEEE802.3i	10Base-T
IEEE802.3u	100Base-TX & 100Base-FX
IEEE802.3ab	1000Base-T
IEEE802.3z	1000Base-X
IEEE802.3af	15W PoE
IEEE802.3at	30W PoE+
IEEE802.3bt	60 & 90W PoE
IEEE802.3x	Flow Control

Jumbo Frames	9.2Kbytes
Address Table	2K MAC Entries

Interface.

LED Indicators	2x Power SFP Link/Activity RJ45 Link/Activity PoE
RJ45 Ports	1 or 2x 10/100TX RJ45 or 1 or 2x 10/100/1000T(X) RJ45 with Auto MDI/MDI-X and 1.5 kV Isolation Protection
SFP Slot Power/Relay	1 or 2x 100/1000FX SFP 1x 6 pin removable terminal block with locking screws

Power.

Power Inputs	2
Operating Voltage:	
Non-PoE Models	10-36V _{DC}
30W PoE Models	48-56V _{DC}
90W PoE Models	52-56V _{DC}
Power Consumption:	
Single Channel	2W Max (without PoE Load)
Dual Channel	4W Max (without PoE Load)
PSE Modes:	
30W Models	Mode A
60/90W Models	Mode A, Mode B
Protection	Reverse Polarity Overload Current
Fault Relay	Form A 60V @ 2A Max

Packaging.

Shipping Weight	0.60kg / 1.32lb
Dimensions	(W x D x H) 220 x 170 x 40 mm 8.66 x 6.69 x 1.57 in

Mechanical.

Housing	Anodised Aluminium
Dimensions:	(W x D x H)
(Excluding DIN & Wall Mounts)	36 x 88 x 107 mm 1.42 x 3.46 x 4.21 in
IP Rating	IP40
Installation	Wall Mount or DIN-Rail
Weight	0.48kg / 1.06lb

Environmental.

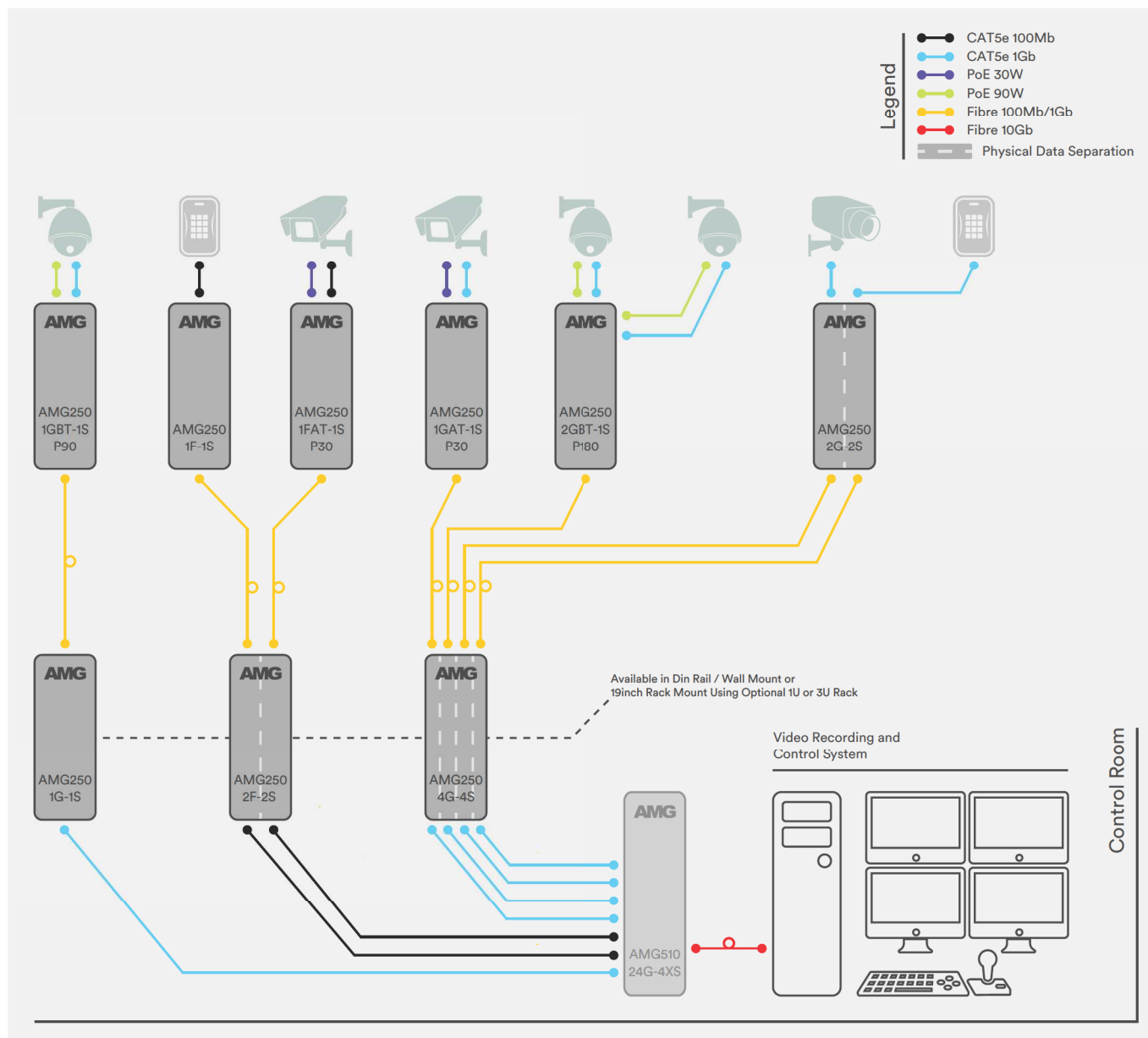
Operating Temp.	-40 to +75°C / -40 to +167°F
Storage Temp.	-40 to +85°C / -40 to +185°F
Humidity	5% to 95% (non-condensing)
MTBF	2,573,692 hours (Non-PoE Models) 2,332,497 hours (PoE Models)
MTBF Standard	Telcordia SR-332 GF 30°C
Heat Dissipation	7 BTU/h (1Ch Non-PoE) 14 BTU/h (2Ch Non-PoE) 109 BTU/h (1Ch 30W PoE) 218 BTU/h (2Ch 30W PoE) 314 BTU/h (1Ch 90W PoE) 628 BTU/h (2Ch 90W PoE)
Cooling	Passive Cooling
Noise Level	0 dBA

Regulatory.

Safety	IEC/EN 62368-1
EMI	EN 55032 Class A CISPR 32 FCC Part 15B Class A
EMS	EN 61000-4-2 (ESD) EN 61000-4-3 (RS) EN 61000-4-4 (EFT) EN 61000-4-5 (Surge) EN 61000-4-6 (CS) EN 61000-4-8 (PFMF)
Shock	IEC 60068-2-27
Free Fall	IEC 60068-2-32
Vibration	IEC 60068-2-6
Environmental	Reach RoHS WEEE
Traffic	NEMS TS2
Supply Chain	NDAA & TAA Compliant

Designed to meet EN 50121-4

Application Diagram.



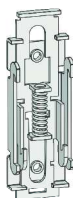
Included Accessories.

DIN Rail Adapter

Wall Mounting Brackets

Rear Mounted Metal DIN Rail Clip & Screws For DIN Rail Mounting AMG250 Series Products

2x Wall Mounting Brackets & Screws For Wall / Surface Mounting AMG250 Series Products



Part Numbers.

Single Channel Media Converters (1+1)

AMG250-1F-1S	1 × 10/100BaseT(x) RJ45, 1 × 100/1000BaseFx SFP
AMG250-1FAT-1S-P30	1 × 10/100BaseT(x) RJ45 with 30W PoE+, 1 × 100/1000BaseFx SFP
AMG250-1FBT-1S-P90	1 × 10/100BaseT(x) RJ45 with 60/90W PoE+, 1 × 100/1000BaseFx SFP
AMG250-1G-1S	1 × 10/100/1000BaseT(x) RJ45, 1 × 100/1000BaseFx SFP
AMG250-1GAT-1S-P30	1 × 10/100/1000BaseT(x) RJ45 with 30W PoE+, 1 × 100/1000BaseFx SFP
AMG250-1GBT-1S-P90	1 × 10/100/1000BaseT(x) RJ45 with 60/90W PoE+, 1 × 100/1000BaseFx SFP

Single Channel Dual Port Media Converters (2+1)

AMG250-2F-1S	2 × 10/100BaseT(x) RJ45, 1 × 100/1000BaseFx SFP
AMG250-2FAT-1S-P60	2 × 10/100BaseT(x) RJ45 with 30W PoE+, 1 × 100/1000BaseFx SFP
AMG250-2FBT-1S-P180	2 × 10/100BaseT(x) RJ45 with 60/90W PoE+, 1 × 100/1000BaseFx SFP
AMG250-2G-1S	2 × 10/100/1000BaseT(x) RJ45, 1 × 100/1000BaseFx SFP
AMG250-2GAT-1S-P60	2 × 10/100/1000BaseT(x) RJ45 with 30W PoE+, 1 × 100/1000BaseFx SFP
AMG250-2GBT-1S-P180	2 × 10/100/1000BaseT(x) RJ45 with 60/90W PoE+, 1 × 100/1000BaseFx SFP

Dual Channel Media Converters (2+2)

AMG250-2F-2S	2 × 10/100BaseT(x) RJ45, 2 × 100/1000BaseFx SFP
AMG250-2FAT-2S-P60	2 × 10/100BaseT(x) RJ45 with 30W PoE+, 2 × 100/1000BaseFx SFP
AMG250-2FBT-2S-P180	2 × 10/100BaseT(x) RJ45 with 60/90W PoE+, 2 × 100/1000BaseFx SFP
AMG250-2G-2S	2 × 10/100/1000BaseT(x) RJ45, 2 × 100/1000BaseFx SFP
AMG250-2GAT-2S-P60	2 × 10/100/1000BaseT(x) RJ45 with 30W PoE+, 2 × 100/1000BaseFx SFP
AMG250-2GBT-2S-P180	2 × 10/100/1000BaseT(x) RJ45 with 60/90W PoE+, 2 × 100/1000BaseFx SFP

Recommended PSUs.

Non-PoE Models

AMGPSU-W12-P25	Plug Top Mounting Light Industrial Grade PSU, 0 to +70°C, 12VDC, 25W, UK/EU/US Plug Heads Included
AMGPSU-I12-P24	DIN-Rail Mount Industrial Grade PSU, -40 to +70°C, 12VDC, 24W*

PoE Models

AMGPSU-I48-P60	DIN-Rail Mounting Industrial Grade PSU, -40 to +70°C, 43-56VDC, 60W*
AMGPSU-I48-P120	DIN-Rail Mounting Industrial Grade PSU, -40 to +70°C, 47-53VDC, 120W**
AMGPSU-I48-P240	DIN-Rail Mounting Industrial Grade PSU, -40 to +70°C, 48-53VDC, 240W**

* Also available in kit form including mains line cord, DC cable and DIN rail. Order with -K at the end of the part code (e.g. AMGPSU-I48-P120-K).

^ Also available with no exposed mains terminals and direct IEC input kit. Order with -IEC at the end of the part code (e.g. AMGPSU-I48-P120-IEC).

Optional Accessories.

AMG2035	Side Mounted Wall Bracket Adapter Kit For DIN Rail Mounting AMG250 Series Products In Depth Restricted Installations. Adapter Kit Can Be Extended Using The Included Extension Kit To Also Mount A DIN Rail Power Supply Up To 480W
---------	---

In a continuing effort to improve and advance technology, product specifications are subject to change without notice. Please visit www.amgsystems.com for the latest product specifications.